

Position and Ordinal Numbers

EXERCISE I

Date: _____

Look at the picture below. Using the words provided, fill in the blanks with the correct answers.



Self-Assessment ☒



I've got it !



I need more practice.



I'm confused.

in front of

behind

next to


between

1. Edward is sitting _____ behind _____ Chris.
2. Alex is sitting _____ in front of _____ Fiona.
3. Edward is sitting _____ next to _____ Dorry.
4. Bella is sitting _____ between _____ Alex and Chris.
5. Chris is sitting _____ next to _____ Bella.
6. Dorry and Bella are sitting _____ in front of _____ Gordon.

EXERCISE 2

Date: _____

Look at the picture below and fill in the blanks with the correct answers.



Self-Assessment ☒



I've got it !



I need more practice.





I'm confused.

1. _____ E _____ is last.
2. _____ B _____ is between (A) and (D) .
3. _____ D _____ is just after (F) .
4. (C) is the _____ first _____.
5. (D) is just before _____ B _____.

EXERCISE 3

Date: _____

Look at each of the pictures below. Put a tick (✓) above the first and a cross (✗) above the last.



Self-Assessment ✓

☐

I've got it !

☐

I need more practice.

☐


I'm confused.

EXERCISE 4


Date: _____

Circle the correct animals in each group.

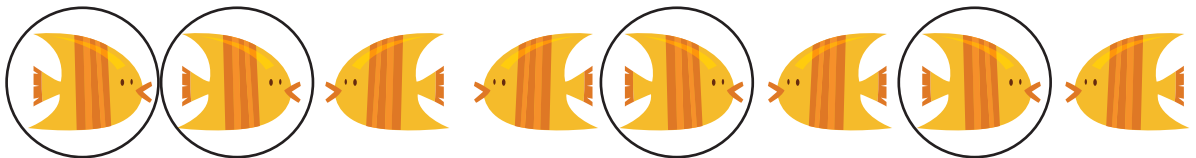
Circle all the dogs facing left.



Circle all the cats facing right.




Circle all the fish facing right.



Circle all the deer facing left.



Circle all the chickens facing left.



Circle all the birds facing right.



Self-Assessment ☒



I've got it !



I need more practice.



I'm confused.

EXERCISE 5


Date: _____

Circle the correct object in each group.


Circle the third from the right.




Circle the fifth from the left.




Circle the seventh from the left.



Circle the second from the right.



Circle the ninth from the left.



Circle the tenth from the right.



Self-Assessment ✓



I've got it !



I need more practice.



I'm confused.


EXERCISE 6

Date: _____


Match correctly.




Self-Assessment ✓

 ☐

I've got it !

 ☐

I need more practice.

 ☐

I'm confused.

EXERCISE 7

Date: _____

Follow the directions below and colour the gift boxes accordingly.

Start from the bottom,

1. colour the third box  green .
2. colour the seventh box  purple .
3. colour the fifth box  pink .
4. colour the eighth box  black .
5. colour the first box  red .
6. colour the sixth box  yellow .
7. colour the second box  orange .
8. colour the forth box  brown .
9. colour the ninth box  grey .
10. colour the tenth box  blue .



Self-Assessment ✓



I've got it !



I need more practice.



I'm confused.


EXERCISE 8

Date: _____


Fill in the blanks with the correct letters. Then, match.

eigh <u>h</u> th	1st
fi <u>r</u> <u>s</u> t	6th
th <u>i</u> <u>r</u> d	10th
si <u>x</u> th	3rd
te <u>n</u> th	8th
<u>n</u> inth	5th
fo <u>u</u> r <u>t</u> h	9th
f <u>i</u> fth	2nd
se <u>v</u> e <u>n</u> th	7th
se <u>c</u> o <u>n</u> d	4th


Self-Assessment ✓


☐

I've got it !


☐

I need more practice.


☐

I'm confused.

EXERCISE 9

Date: _____

Write the ordinal numbers in words.



Self-Assessment ✓



I've got it !



I need more practice.



I'm confused.

EXERCISE 10

Date: _____

Look at the picture below. Then, fill in the blanks with the correct answers.




1. _____ Marc _____ is the first.
2. Who is in the 3rd place? _____ Olivia _____
3. _____ Penny _____ is just right after Olivia.
4. _____ Rebecca _____ is the last.
5. In which position is Penny? _____ Fourth _____
6. _____ Samson _____ is right before Rebecca.
7. Samson is in the _____ fifth _____ place.

Numbers to 20


EXERCISE 1

Date: _____

Count and circle a group of ten. Then, write the answers in numerals and in words.




11	eleven
----	--------




13	thirteen
----	----------



15	fifteen
----	---------



17	seventeen
----	-----------



19	nineteen
----	----------

Self-Assessment ✓



I've got it !



I need more practice.




I'm confused.


EXERCISE 2

Date: _____


Count and circle a group of ten. Then, write the answers in numerals and in words.




12 twelve




14 fourteen



16 sixteen



18 eighteen



20 twenty

Self-Assessment ☒



I've got it !



I need more practice.




I'm confused.

EXERCISE 3



Date: _____

Count and match.





11

12





13

14



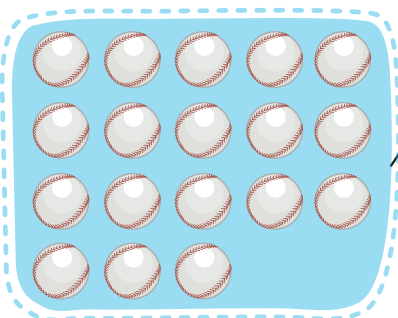

15

16




17

18



19

20



Self-Assessment ✓



I've got it !



I need more practice.



I'm confused.

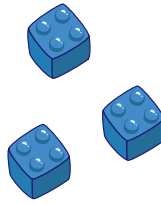
EXERCISE 4

Date: _____

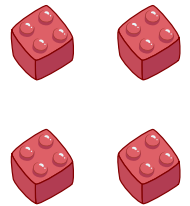
Count and write the correct answer in each box.





10




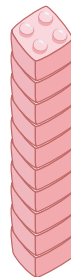
13




14




16




17




15



19



18



20

Self-Assessment ☒

☐

I've got it !

☐

I need more practice.

☐

I'm confused.

EXERCISE 5

Date: _____

Look at the picture below carefully. Count and write the correct answers.



	<input type="text" value="13"/>		<input type="text" value="10"/>
	<input type="text" value="11"/>		<input type="text" value="8"/>
	<input type="text" value="16"/>		<input type="text" value="12"/>

Self-Assessment ☒



I've got it !



I need more practice.




I'm confused.

EXERCISE 6


Date: _____

Circle a group of ten. Then, count and fill in the blanks with the correct answers.



10 and 3 make 13.

$$10 + 3 = 13$$




10 and 5 make 15.

$$10 + 5 = 15$$



10 and 1 make 11.

$$10 + 1 = 11$$



10 and 4 make 14.

$$10 + 4 = 14$$



10 and 2 make 12.

$$10 + 2 = 12$$

Self-Assessment ☒



I've got it !



I need more practice.




I'm confused.

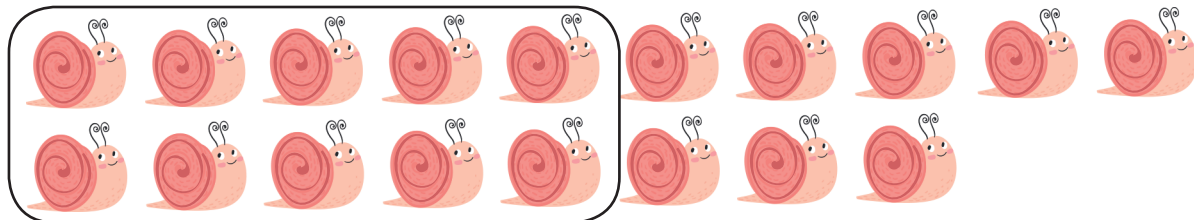
EXERCISE 7

Date: _____


Circle a group of ten. Then, count and fill in the blanks with the correct answers.



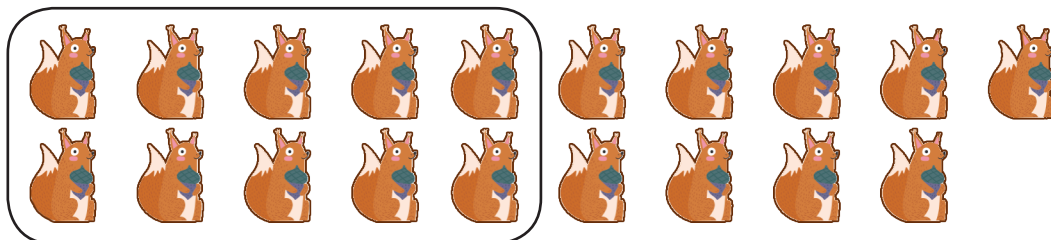
10 and 7 make 17. $10 + 7 = 17$




10 and 8 make 18. $10 + 8 = 18$



10 and 6 make 16. $10 + 6 = 16$



10 and 9 make 19. $10 + 9 = 19$



10 and 10 make 20. $10 + 10 = 20$

Self-Assessment ☒



I've got it!



I need more practice.

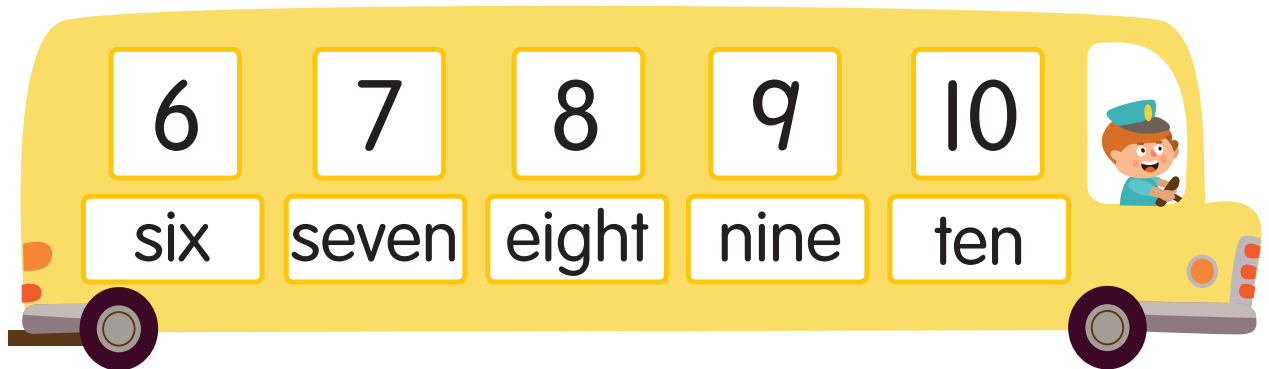
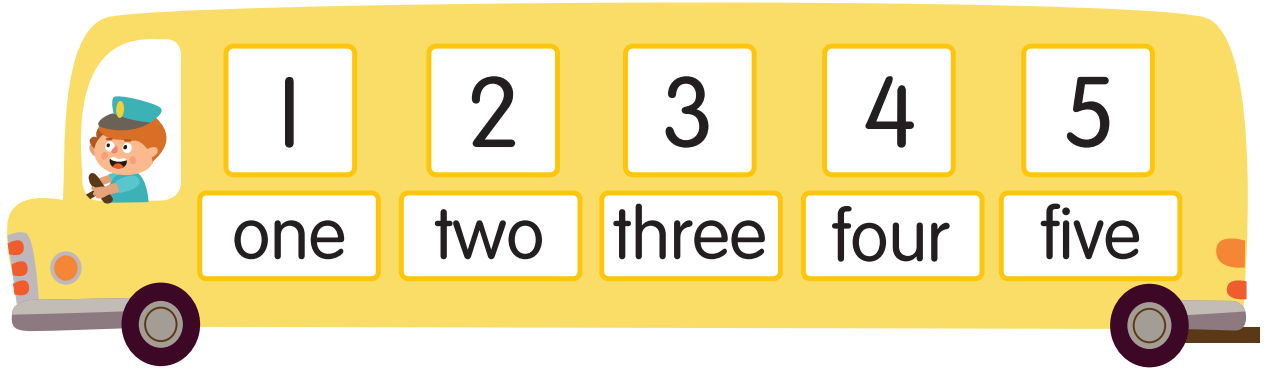


I'm confused.


EXERCISE 8


Date: _____


Fill in the missing numbers and number words.



Self-Assessment ☒

 ☐ I've got it !

 ☐ I need more practice.

 ☐ I'm confused.

EXERCISE 9

Date: _____

Arrange the numbers in the correct order. Start with the smallest number.

14 12 13 16 15

12 13 14 15 16

12 9 11 10 13

9 10 11 12 13

18 19 15 17 16

15 16 17 18 19

17 15 18 14 16

14 15 16 17 18

Arrange the numbers in the correct order. Start with the greatest number.

12 15 14 13 16

16 15 14 13 12

13 11 14 12 10

14 13 12 11 10

17 14 18 15 16

18 17 16 15 14

19 17 16 18 20

20 19 18 17 16

Self-Assessment ✓



I've got it!



I need more practice.



I'm confused.

EXERCISE 10

Date: _____

Fill in the blanks to complete the number patterns.

3 6 9 12 15 18

7 9 11 13 15 17

4 5 6 7 8 9

6 8 10 12 14 16

7 9 11 13 15 17

15 13 11 9 7 5

20 18 16 14 12 10

5 8 11 14 17 20

Self-Assessment ☒



I've got it !



I need more practice.




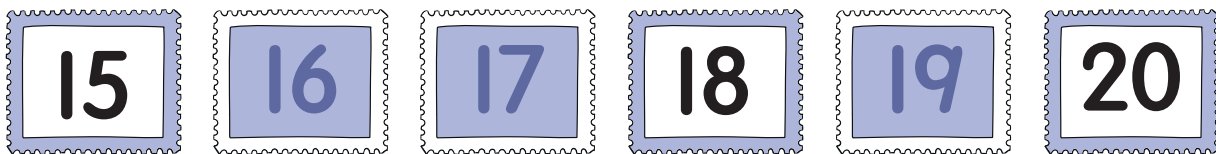





I'm confused.

EXERCISE II

Date: _____

Fill in the missing numbers.



Self-Assessment ✓



I've got it !



I need more practice.



I'm confused.

Addition within 20

EXERCISE 1

Date: _____

Use the number line below to add by counting on.



$$9 + 9 = 18$$

$$2 + 9 = 11$$

$$7 + 8 = 15$$

$$6 + 3 = 9$$

$$5 + 6 = 11$$

$$9 + 4 = 13$$

$$9 + 10 = 19$$

$$8 + 9 = 17$$

$$6 + 6 = 12$$

$$7 + 7 = 14$$

$$8 + 8 = 16$$

$$6 + 9 = 15$$

$$7 + 6 = 13$$

$$7 + 5 = 12$$

$$3 + 8 = 11$$

$$5 + 9 = 14$$

Self-Assessment ☒



I've got it !



I need more practice.



I'm confused.

EXERCISE 2

Date: _____

Use the number line below to add by counting on.



$$3 + 9 = 12$$

$$8 + 12 = 20$$

$$5 + 10 = 15$$

$$12 + 2 = 14$$

$$6 + 7 = 13$$

$$4 + 11 = 15$$

$$15 + 3 = 18$$

$$16 + 4 = 20$$

$$6 + 13 = 19$$

$$9 + 9 = 18$$

$$5 + 12 = 17$$

$$15 + 4 = 19$$

$$9 + 7 = 16$$

$$8 + 6 = 14$$

$$13 + 4 = 17$$

$$10 + 3 = 13$$

Self-Assessment ✓



I've got it!



I need more practice.



I'm confused.

EXERCISE 3

Date: _____

Fill in the blanks with the correct answers.

$$\boxed{6} + 2 = 8$$

$$\boxed{0} + 13 = 13$$

$$2 + \boxed{7} = 9$$

$$14 + \boxed{5} = 19$$

$$\boxed{9} + 8 = 17$$

$$\boxed{4} + 12 = 16$$

$$7 + \boxed{12} = 19$$

$$10 + \boxed{5} = 15$$

$$\boxed{13} + 5 = 18$$

$$\boxed{14} + 3 = 17$$

$$11 + \boxed{2} = 13$$

$$10 + \boxed{10} = 20$$

$$\boxed{7} + 8 = 15$$

$$\boxed{3} + 17 = 20$$

Self-Assessment ☒



I've got it !



I need more
practice.



I'm confused.


EXERCISE 4

Date: _____

Add.



$$10 + 4 = 14$$



$$10 + 1 = 11$$



$$10 + 7 = 17$$




$$10 + 2 = 12$$



$$10 + 3 = 13$$




$$10 + 8 = 18$$



$$10 + 0 = 10$$



$$10 + 9 = 19$$



$$10 + 6 = 16$$



$$10 + 4 = 14$$

Self-Assessment ✓



I've got it !



I need more practice.







I'm confused.



EXERCISE 5



Date: _____



Add.








$$11 + 2 = 13$$





$$12 + 2 = 14$$





$$14 + 5 = 19$$





$$13 + 4 = 15$$



$$13 + 3 = 16$$



$$16 + 2 = 18$$



$$12 + 3 = 15$$



$$10 + 1 = 11$$



$$11 + 1 = 12$$



$$14 + 6 = 20$$

Self-Assessment ☒



I've got it !



I need more practice.





I'm confused.


EXERCISE 6


Date: _____


Circle a group of ten. Then, add and fill in the blanks with the correct answers.





$$9 + 4 = \underline{13}$$



$$9 + 10 = \underline{19}$$



$$6 + 8 = \underline{14}$$



$$5 + 7 = \underline{12}$$


$$10 + 7 = \underline{17}$$


$$10 + 10 = \underline{20}$$


$$7 + 4 = \underline{11}$$


$$8 + 7 = \underline{15}$$


$$8 + 8 = \underline{16}$$


$$9 + 9 = \underline{18}$$

Self-Assessment ☒



I've got it!



I need more practice.



I'm confused.

EXERCISE 7

Date: _____

Regroup the numbers to make ten. Then, add.

$$8 + 4 = 12$$

8 is broken down into 2 and 2.

$$7 + 4 = 11$$

7 is broken down into 3 and 1.

$$9 + 6 = 15$$

9 is broken down into 1 and 5.

$$7 + 9 = 16$$

7 is broken down into 6 and 1.

$$5 + 8 = 13$$

5 is broken down into 3 and 2.

$$8 + 9 = 17$$

8 is broken down into 7 and 1.

$$3 + 9 = 12$$

3 is broken down into 2 and 1.

$$7 + 7 = 14$$

7 is broken down into 3 and 4.


$$6 + 5 = 11$$


6 is broken down into 4 and 1.


$$9 + 9 = 18$$

9 is broken down into 8 and 1.

Self-Assessment ☒

 ☐ I've got it !

 ☐ I need more practice.

 ☐ I'm confused.

EXERCISE 8

Date: _____

Regroup and add.

$$12 + 5 = 17$$

12 is split into 10 and 2. 10 + 5 = 15, then 15 + 2 = 17.

$$14 + 2 = 16$$

14 is split into 10 and 4. 10 + 2 = 12, then 12 + 4 = 16.

$$13 + 2 = 15$$

13 is split into 10 and 3. 10 + 2 = 12, then 12 + 3 = 15.

$$14 + 4 = 18$$

14 is split into 10 and 4. 10 + 4 = 14, then 14 + 4 = 18.

$$11 + 9 = 20$$

11 is split into 10 and 1. 10 + 9 = 19, then 19 + 1 = 20.

$$12 + 7 = 19$$

12 is split into 10 and 2. 10 + 7 = 17, then 17 + 2 = 19.

$$12 + 2 = 14$$

12 is split into 10 and 2. 10 + 2 = 12, then 12 + 2 = 14.

$$11 + 2 = 13$$

11 is split into 10 and 1. 10 + 2 = 12, then 12 + 1 = 13.

$$13 + 6 = 19$$

13 is split into 10 and 3. 10 + 6 = 16, then 16 + 3 = 19.

$$17 + 3 = 20$$

17 is split into 10 and 7. 10 + 3 = 13, then 13 + 7 = 20.

Self-Assessment ✓



I've got it!



I need more practice.





I'm confused.


EXERCISE 9


Date: _____


Add.


$$\begin{array}{r|l} 1 & 0 \\ + & 4 \\ \hline 1 & 4 \end{array}$$



$$\begin{array}{r|l} 1 & 1 \\ + & 2 \\ \hline 1 & 3 \end{array}$$



$$\begin{array}{r|l} 1 & 2 \\ + & 3 \\ \hline 1 & 5 \end{array}$$


$$\begin{array}{r|l} 1 & 5 \\ + & 4 \\ \hline 1 & 9 \end{array}$$


$$\begin{array}{r|l} 1 & 4 \\ + & 2 \\ \hline 1 & 6 \end{array}$$


$$\begin{array}{r|l} 1 & 6 \\ + & 2 \\ \hline 1 & 8 \end{array}$$


$$\begin{array}{r|l} 1 & 2 \\ + & 5 \\ \hline 1 & 7 \end{array}$$


$$\begin{array}{r|l} 1 & 0 \\ + & 10 \\ \hline 2 & 0 \end{array}$$


Self-Assessment ☒



I've got it !



I need more practice.









I'm confused.




EXERCISE 10




Date: _____



Add.




	1	1		
+		3		
<hr/>				
	1	4		
<hr/>				




		4		
+	1	4		
<hr/>				
	1	8		
<hr/>				




	1	2		
+		3		
<hr/>				
	1	5		
<hr/>				

		3		
+	1	3		
<hr/>				
	1	6		
<hr/>				

		8		
+	1	0		
<hr/>				
	1	8		
<hr/>				

	1	3		
+		6		
<hr/>				
	1	9		
<hr/>				

		2		
+	1	5		
<hr/>				
	1	7		
<hr/>				

	1	2		
+		8		
<hr/>				
	2	0		
<hr/>				

Self-Assessment ☒



I've got it!



I need more practice.



I'm confused.

EXERCISE II

Date: _____

Fill in each blank with the correct number to make 10.

$$6 + 4 = 10$$

$$8 + 2 = 10$$

$$3 + 7 = 10$$

$$0 + 10 = 10$$

$$1 + 9 = 10$$

$$4 + 6 = 10$$

$$2 + 8 = 10$$

$$7 + 3 = 10$$

$$10 + 0 = 10$$

$$9 + 1 = 10$$

Self-Assessment ☒



I've got it !



I need more practice.



I'm confused.

Write additions that total up to 10.

$$1 + 9 = 10$$

$$4 + 6 = 10$$

$$2 + 8 = 10$$

$$5 + 5 = 10$$

$$3 + 7 = 10$$

$$10 + 0 = 10$$

EXERCISE 12

Date: _____

Fill in each blank with the correct number to make 20.

$$3 + 17 = 20$$

$$7 + 13 = 20$$

$$9 + 11 = 20$$

$$1 + 19 = 20$$

$$2 + 18 = 20$$

$$8 + 12 = 20$$

$$10 + 10 = 20$$

$$6 + 14 = 20$$

$$4 + 16 = 20$$

$$5 + 15 = 20$$

Write additions that total up to 20.

$$1 + 19 = 20$$

$$6 + 14 = 20$$

$$2 + 18 = 20$$

$$7 + 13 = 20$$

$$3 + 17 = 20$$

$$8 + 12 = 20$$

$$4 + 16 = 20$$

$$9 + 11 = 20$$

$$5 + 15 = 20$$

$$10 + 10 = 20$$

Self-Assessment ✓



I've got it!



I need more practice.



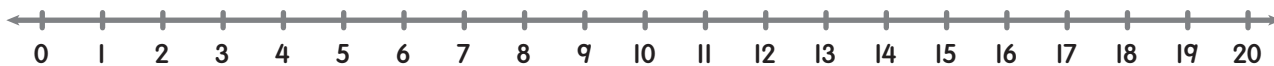
I'm confused.

Subtraction within 20

EXERCISE 1

Date: _____

Use the number line below to subtract by counting back.



$$11 - 2 = 9$$

$$12 - 6 = 6$$

$$15 - 10 = 5$$

$$17 - 15 = 2$$

$$13 - 4 = 9$$

$$15 - 8 = 7$$

$$19 - 8 = 11$$

$$16 - 9 = 7$$

$$11 - 5 = 6$$

$$17 - 8 = 9$$

$$20 - 10 = 10$$

$$18 - 6 = 12$$

$$18 - 9 = 9$$

$$15 - 2 = 13$$

$$20 - 12 = 8$$

$$14 - 10 = 4$$

Self-Assessment ✓



I've got it !



I need more practice.



I'm confused.

EXERCISE 2

Date: _____

Use the number line below to subtract by counting back.



$$13 - 7 = 6$$

$$15 - 6 = 9$$

$$12 - 8 = 4$$

$$18 - 4 = 14$$

$$17 - 4 = 13$$

$$14 - 5 = 9$$

$$16 - 8 = 8$$

$$16 - 6 = 10$$

$$14 - 7 = 7$$

$$20 - 3 = 17$$

$$19 - 2 = 17$$

$$15 - 8 = 7$$

$$10 - 7 = 3$$

$$12 - 9 = 3$$

$$13 - 9 = 4$$

$$18 - 5 = 13$$

Self-Assessment ✓

☐

I've got it !

☐

I need more practice.

☐

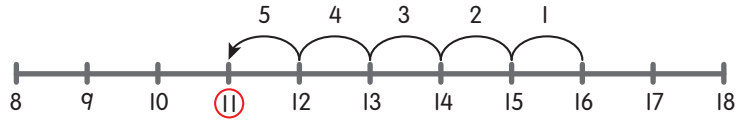
I'm confused.

EXERCISE 3

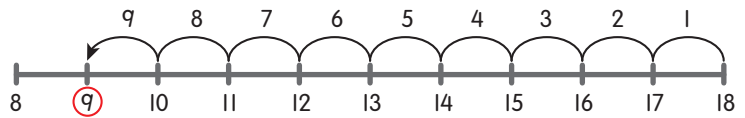
Date: _____

Use the number line to count back and subtract. Then, write the correct answer in the box.

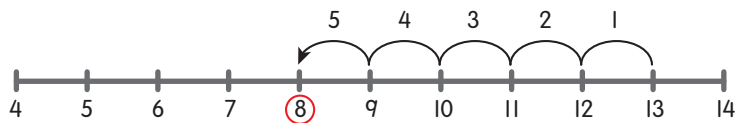
$$16 - 5 = \boxed{11}$$



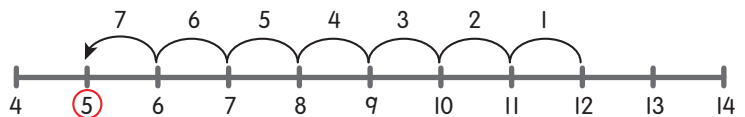
$$18 - 9 = \boxed{9}$$



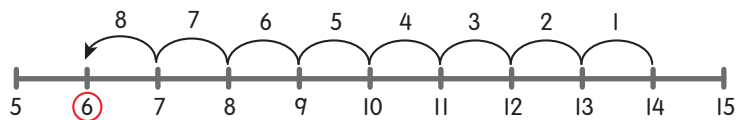
$$13 - 5 = \boxed{8}$$



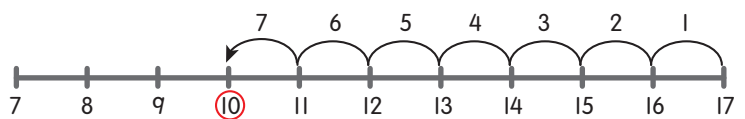
$$12 - 7 = \boxed{5}$$



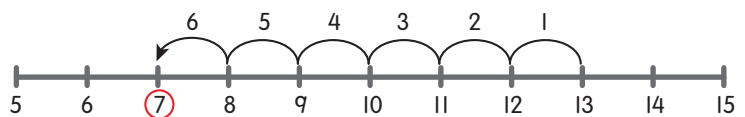
$$14 - 8 = \boxed{6}$$



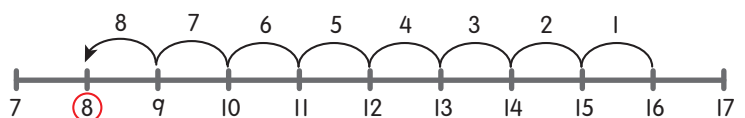
$$17 - 7 = \boxed{10}$$



$$13 - 6 = \boxed{7}$$



$$16 - 8 = \boxed{8}$$



Self-Assessment ☒

☐ I've got it !

☐ I need more practice.

☐ I'm confused.

EXERCISE 4

Date: _____

Fill in the blanks with the correct answers.

$$6 - 3 = 3$$

$$11 - 1 = 10$$

$$9 - 2 = 7$$

$$16 - 5 = 11$$

$$9 - 5 = 4$$

$$17 - 14 = 3$$

$$7 - 6 = 1$$

$$14 - 4 = 10$$

$$16 - 4 = 12$$

$$15 - 7 = 8$$

$$14 - 2 = 12$$

$$20 - 10 = 10$$

$$15 - 10 = 5$$

$$19 - 6 = 13$$

$$18 - 9 = 9$$

$$20 - 0 = 20$$

Self-Assessment ✓



I've got it!



I need more practice.



I'm confused.

EXERCISE 5

Date: _____


Subtract.



$$15 - 3 = \underline{12}$$




$$18 - 4 = \underline{14}$$



$$14 - 4 = \underline{10}$$



$$19 - 6 = \underline{13}$$



$$20 - 2 = \underline{18}$$




$$18 - 2 = \underline{16}$$



$$15 - 4 = \underline{11}$$



$$19 - 4 = \underline{15}$$



$$19 - 2 = \underline{17}$$



$$20 - 1 = \underline{19}$$

Self-Assessment ☒



I've got it !



I need more practice.



I'm confused.

EXERCISE 6

Date: _____

Regroup the numbers into tens and ones. Then, subtract.

$$\begin{array}{r} 14 - 3 \\ = \boxed{10} \boxed{4} - 3 \\ = \underline{10} + \textcircled{1} \\ = \underline{11} \end{array}$$

$$\begin{array}{r} 16 - 4 \\ = \boxed{10} \boxed{6} - 4 \\ = \underline{10} + \textcircled{2} \\ = \underline{12} \end{array}$$

$$\begin{array}{r} 18 - 2 \\ = \boxed{10} \boxed{8} - 2 \\ = \underline{10} + \textcircled{6} \\ = \underline{16} \end{array}$$

$$\begin{array}{r} 19 - 5 \\ = \boxed{10} \boxed{9} - 5 \\ = \underline{10} + \textcircled{4} \\ = \underline{14} \end{array}$$

$$\begin{array}{r} 15 - 3 \\ = \boxed{10} \boxed{5} - 3 \\ = \underline{10} + \textcircled{2} \\ = \underline{12} \end{array}$$

$$\begin{array}{r} 12 - 2 \\ = \boxed{10} \boxed{2} - 2 \\ = \underline{10} + \textcircled{0} \\ = \underline{10} \end{array}$$

$$\begin{array}{r} 17 - 4 \\ = \boxed{10} \boxed{7} - 4 \\ = \underline{10} + \textcircled{3} \\ = \underline{13} \end{array}$$

$$\begin{array}{r} 16 - 3 \\ = \boxed{10} \boxed{6} - 3 \\ = \underline{10} + \textcircled{3} \\ = \underline{13} \end{array}$$

Self-Assessment ✓



I've got it!



I need more practice.



I'm confused.

EXERCISE 7

Date: _____

Subtract.

$$13 - 2 = 11$$

$$19 - 1 = 18$$

$$16 - 4 = 12$$

$$19 - 4 = 15$$

$$17 - 3 = 14$$

$$16 - 2 = 14$$

$$19 - 6 = 13$$

$$18 - 6 = 12$$

$$18 - 3 = 15$$

$$12 - 1 = 11$$

$$14 - 4 = 10$$

$$18 - 5 = 13$$

$$19 - 2 = 17$$

$$13 - 3 = 10$$

$$18 - 2 = 16$$

$$19 - 3 = 16$$

Self-Assessment ✓



I've got it !



I need more practice.



I'm confused.

EXERCISE 8

Date: _____

Regroup the numbers into tens and ones. Then, subtract.

$$\begin{array}{r}
 12 - 6 \\
 = \boxed{2} \boxed{10} - 6 \\
 = \underline{2} + \textcircled{4} \\
 = \underline{6}
 \end{array}$$

$$\begin{array}{r}
 17 - 8 \\
 = \boxed{7} \boxed{10} - 8 \\
 = \underline{7} + \textcircled{2} \\
 = \underline{9}
 \end{array}$$

$$\begin{array}{r}
 13 - 8 \\
 = \boxed{3} \boxed{10} - 8 \\
 = \underline{3} + \textcircled{2} \\
 = \underline{5}
 \end{array}$$

$$\begin{array}{r}
 13 - 6 \\
 = \boxed{3} \boxed{10} - 6 \\
 = \underline{3} + \textcircled{4} \\
 = \underline{7}
 \end{array}$$

$$\begin{array}{r}
 12 - 9 \\
 = \boxed{2} \boxed{10} - 9 \\
 = \underline{2} + \textcircled{1} \\
 = \underline{3}
 \end{array}$$

$$\begin{array}{r}
 11 - 7 \\
 = \boxed{1} \boxed{10} - 7 \\
 = \underline{1} + \textcircled{3} \\
 = \underline{4}
 \end{array}$$

$$\begin{array}{r}
 18 - 9 \\
 = \boxed{8} \boxed{10} - 9 \\
 = \underline{8} + \textcircled{1} \\
 = \underline{9}
 \end{array}$$

$$\begin{array}{r}
 16 - 8 \\
 = \boxed{6} \boxed{10} - 8 \\
 = \underline{6} + \textcircled{2} \\
 = \underline{8}
 \end{array}$$

Self-Assessment ☒



I've got it!



I need more practice.



I'm confused.

EXERCISE 9

Date: _____

Subtract.

$$12 - 8 = 4$$

$$16 - 7 = 9$$

$$14 - 9 = 5$$

$$14 - 7 = 7$$

$$12 - 5 = 7$$

$$13 - 8 = 5$$

$$11 - 9 = 2$$

$$14 - 8 = 6$$

$$17 - 8 = 9$$

$$13 - 6 = 7$$

$$12 - 4 = 8$$

$$11 - 8 = 3$$

$$11 - 7 = 4$$

$$15 - 9 = 6$$

$$15 - 6 = 9$$

$$18 - 9 = 9$$

Self-Assessment ☒



I've got it !



I need more practice.





I'm confused.


EXERCISE 10


Date: _____


Subtract.


$$\begin{array}{r} 13 \\ - 2 \\ \hline 11 \end{array}$$



$$\begin{array}{r} 15 \\ - 3 \\ \hline 12 \end{array}$$



$$\begin{array}{r} 15 \\ - 5 \\ \hline 10 \end{array}$$


$$\begin{array}{r} 17 \\ - 3 \\ \hline 14 \end{array}$$


$$\begin{array}{r} 19 \\ - 2 \\ \hline 17 \end{array}$$


$$\begin{array}{r} 18 \\ - 2 \\ \hline 16 \end{array}$$


$$\begin{array}{r} 16 \\ - 3 \\ \hline 13 \end{array}$$


$$\begin{array}{r} 17 \\ - 2 \\ \hline 15 \end{array}$$


Self-Assessment ✓



I've got it!



I need more practice.



I'm confused.

EXERCISE II

Date: _____

Subtract.

1	7	
-	5	
<hr/>		
1	2	

1	8	
-	7	
<hr/>		
1	1	

1	6	
-	6	
<hr/>		
1	0	

1	6	
-	2	
<hr/>		
1	4	

1	7	
-	4	
<hr/>		
1	3	

1	8	
-	3	
<hr/>		
1	5	

1	9	
-	1	
<hr/>		
1	8	

1	3	
-	2	
<hr/>		
1	1	

Self-Assessment ☒

☐ I've got it !

☐ I need more practice.

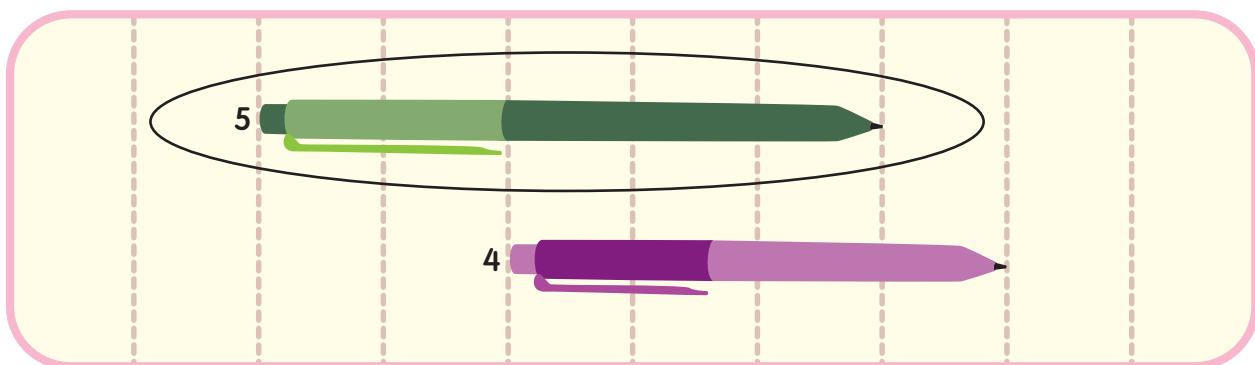
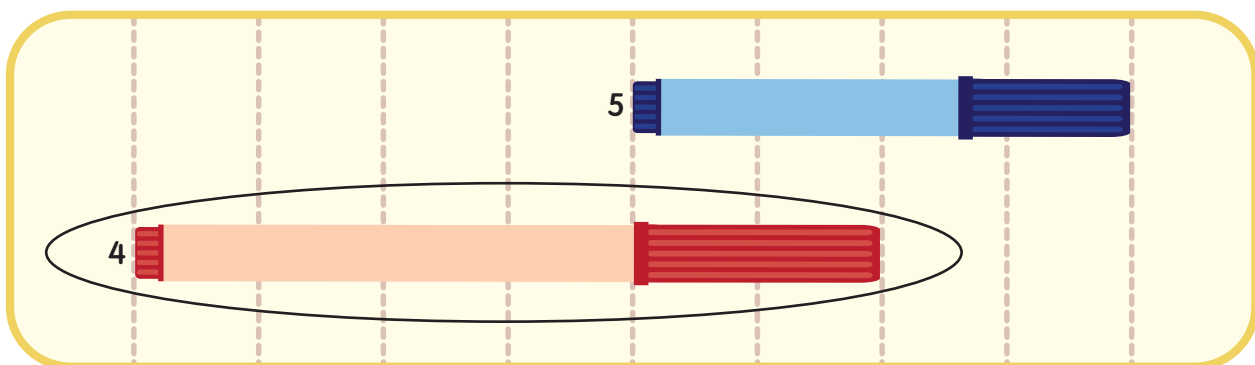
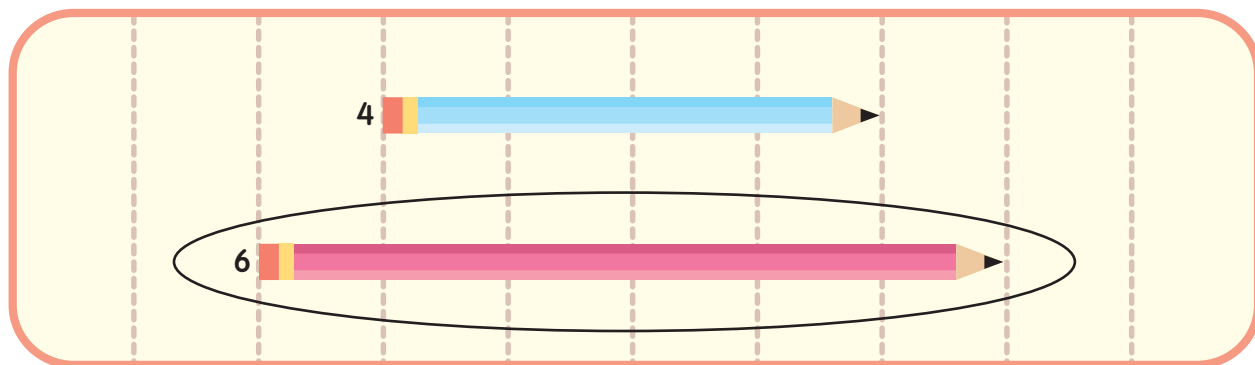
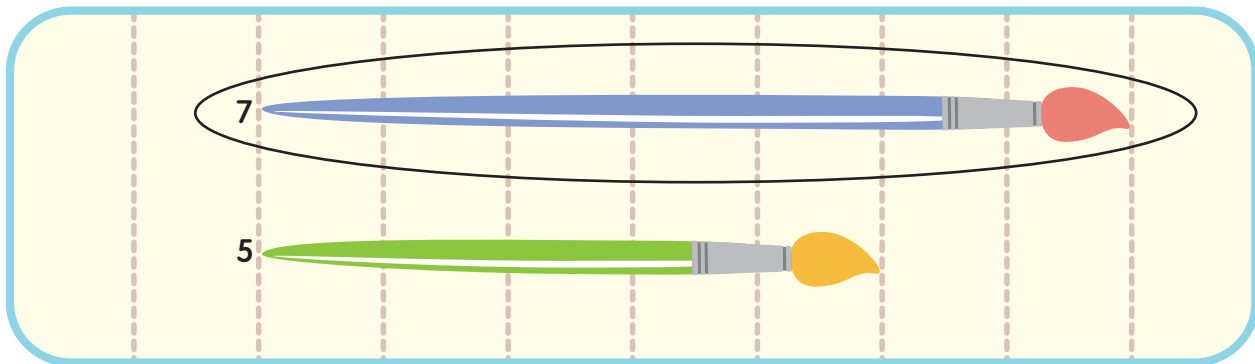
☐ I'm confused.

Length

EXERCISE I

Date: _____

Compare each group of objects below. Circle the longer object.



Self-Assessment ✓



I've got it !



I need more practice.

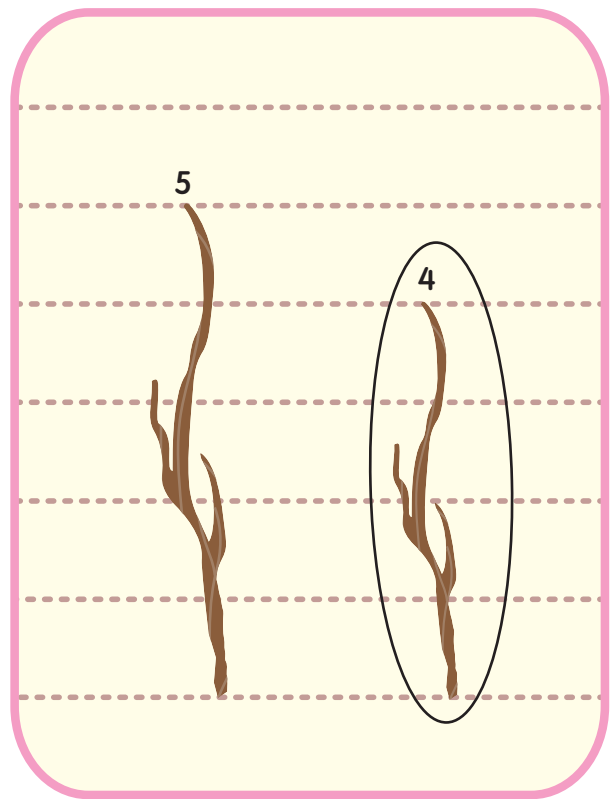
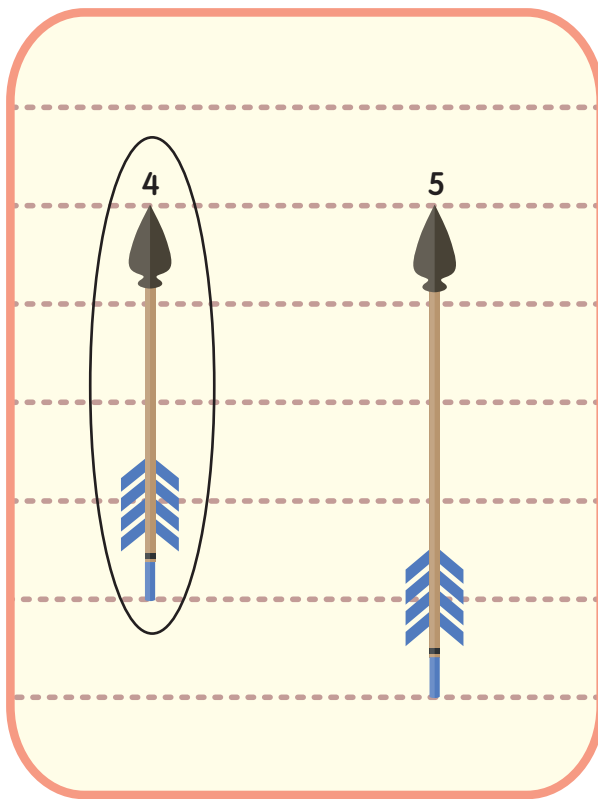


I'm confused.

EXERCISE 2

Date: _____

Compare each group of objects below. Circle the shorter object.



Self-Assessment ☒



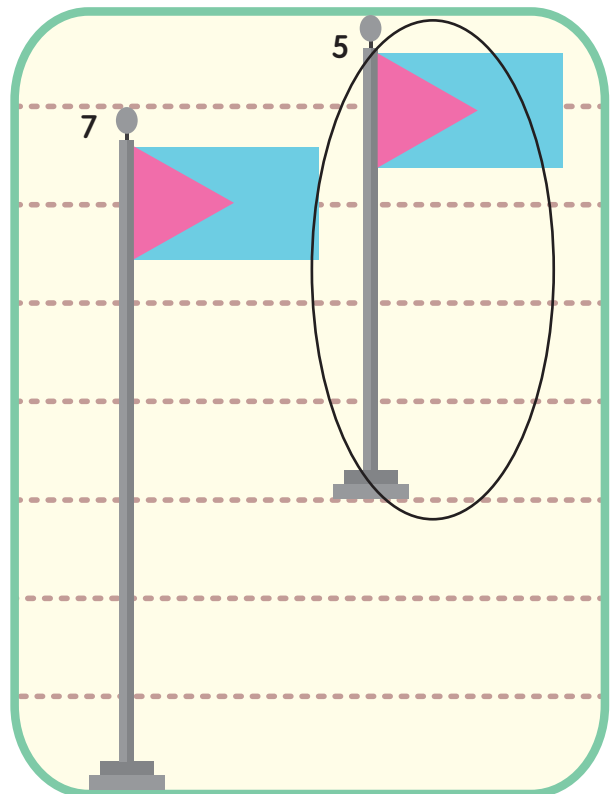
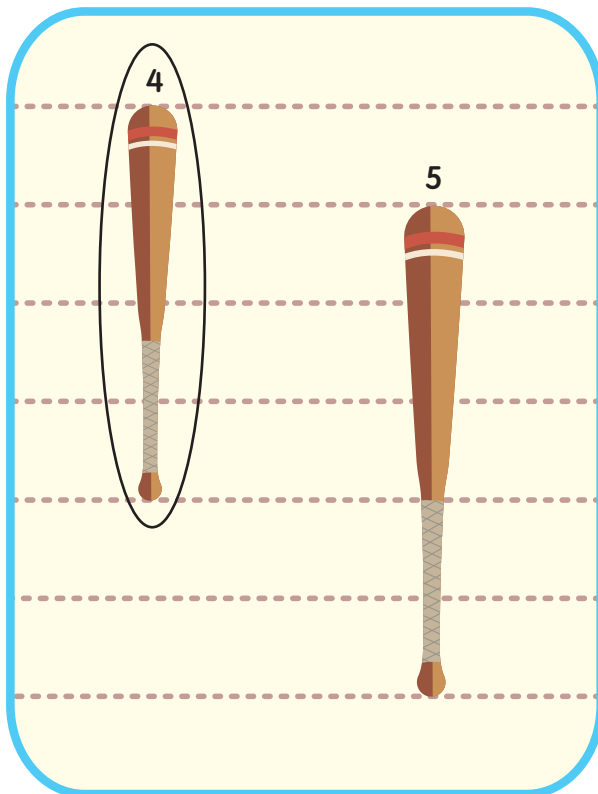
I've got it !



I need more practice.



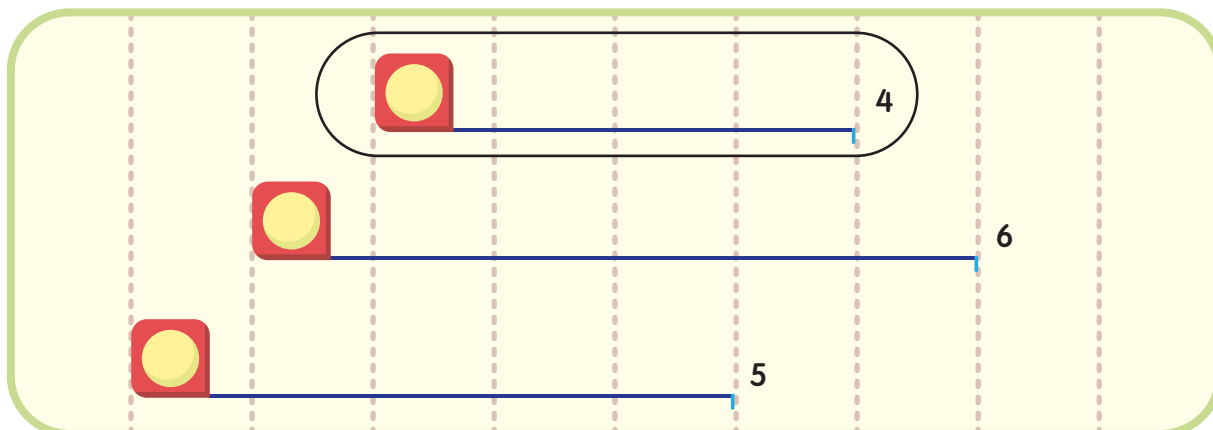
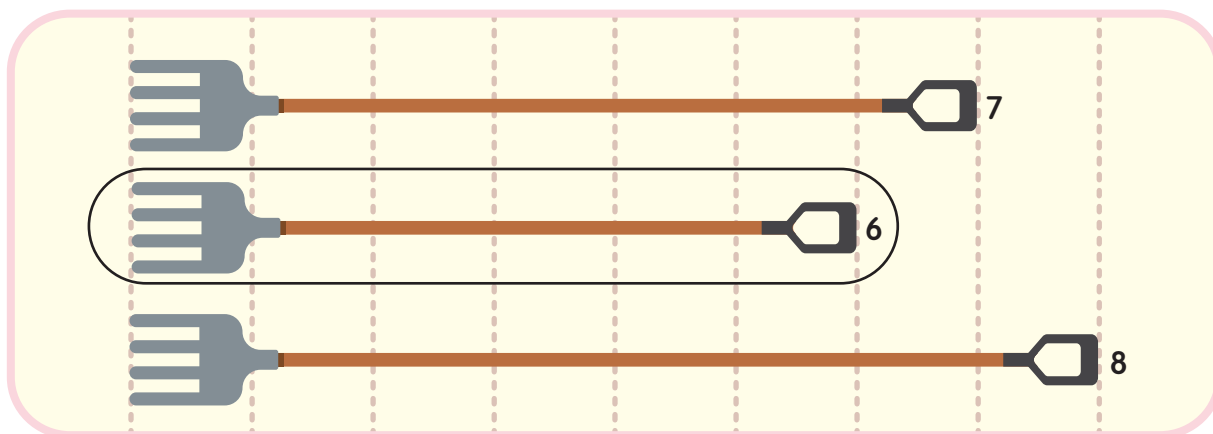
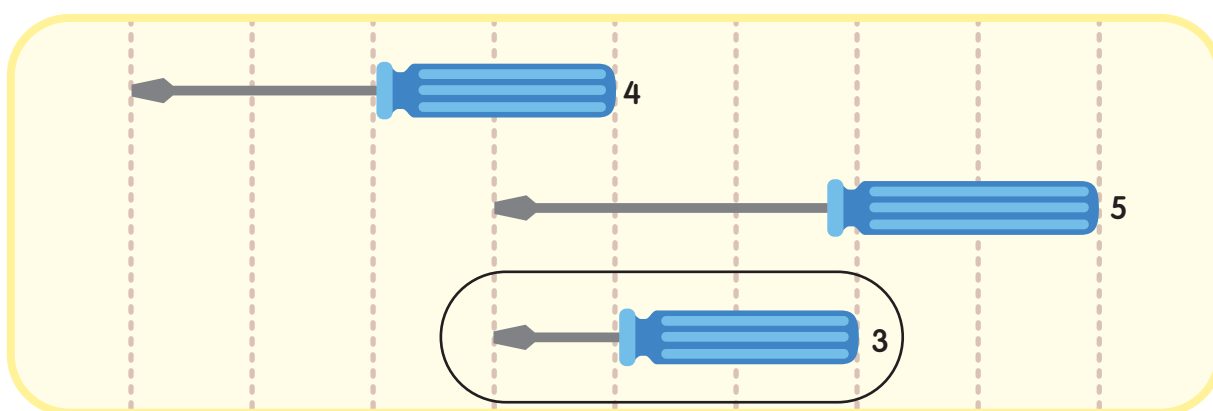
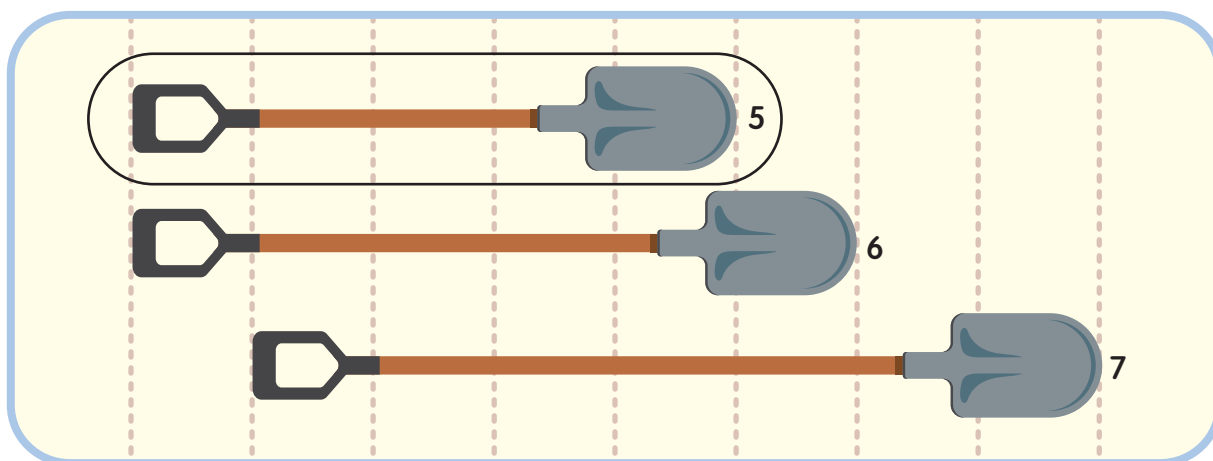
I'm confused.



EXERCISE 3

Date: _____

Compare each group of objects below. Circle the shortest object.



Self-Assessment ✓



I've got it !



I need more practice.

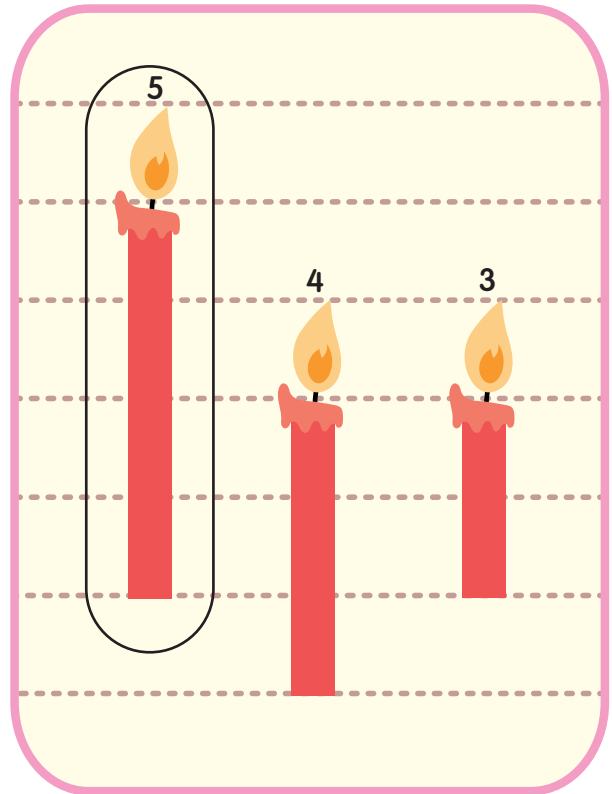
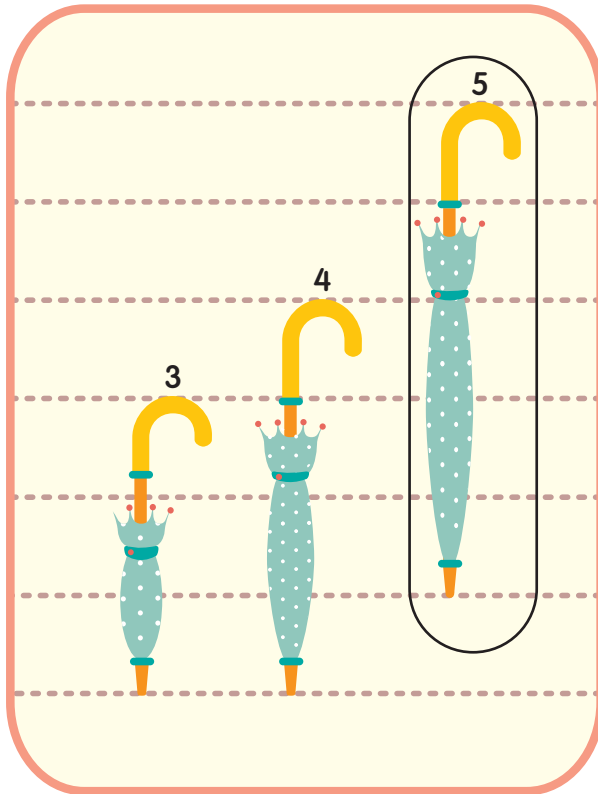


I'm confused.


EXERCISE 4


Date: _____


Compare each group of objects below. Circle the longest object.

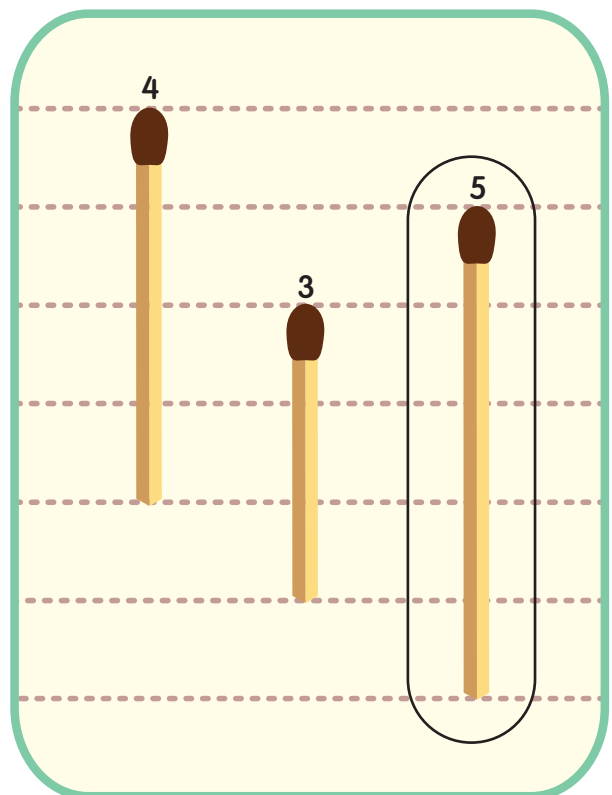
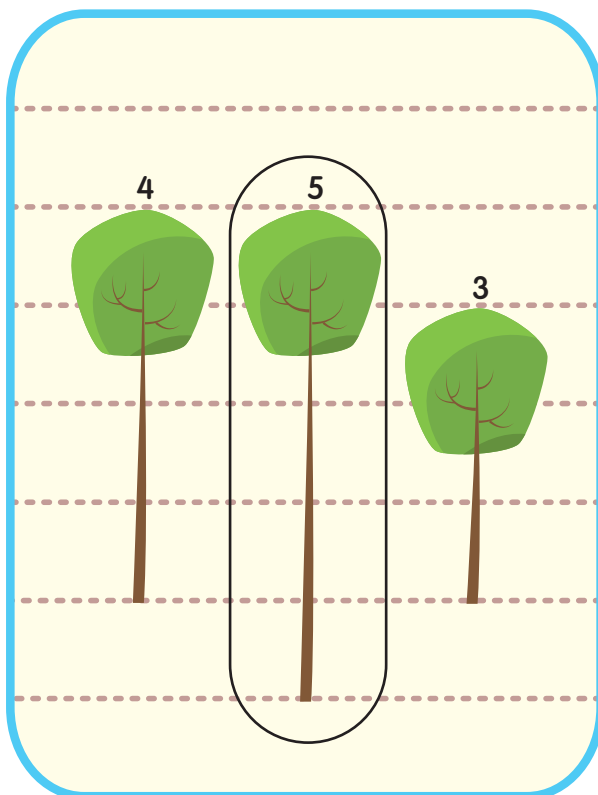


Self-Assessment ☒

 ☐ I've got it !

 ☐ I need more practice.


 ☐ I'm confused.




EXERCISE 5

Date: _____

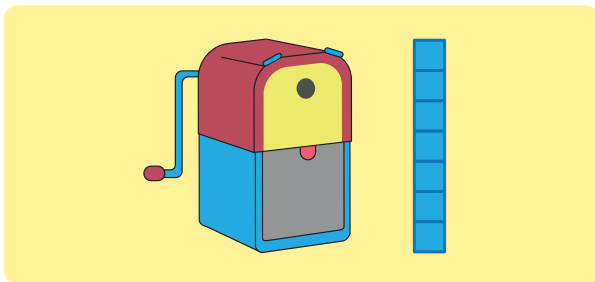
Count. Then, fill in each blank with the correct answer.



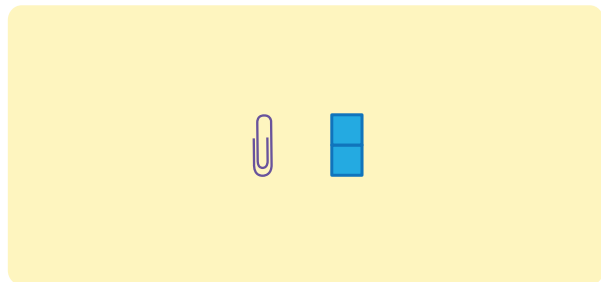
$$\text{GLUE} = \boxed{5} \text{ } \blacksquare$$



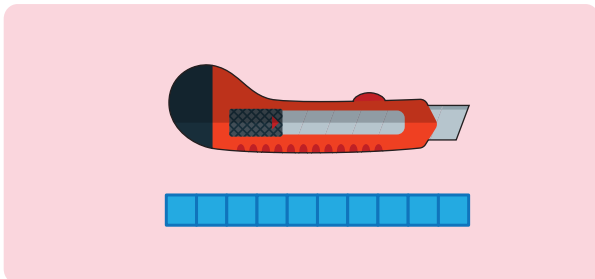
$$\text{CRAYON} = \boxed{4} \text{ } \blacksquare$$



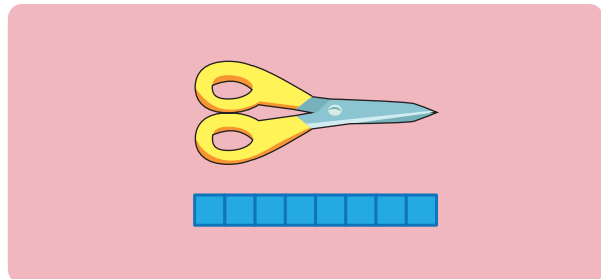
$$\text{CAR} = \boxed{7} \text{ } \blacksquare$$




$$\text{PAPERCLIP} = \boxed{2} \text{ } \blacksquare$$



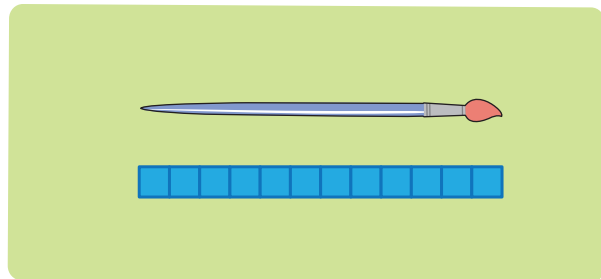
$$\text{STAPLER} = \boxed{10} \text{ } \blacksquare$$



$$\text{SCISSORS} = \boxed{8} \text{ } \blacksquare$$



$$\text{CALCULATOR} = \boxed{8} \text{ } \blacksquare$$



$$\text{PEN} = \boxed{12} \text{ } \blacksquare$$

Self-Assessment ☒



I've got it!



I need more practice.



I'm confused.

EXERCISE 6



Date: _____

Fill in the blanks with the correct answers. 1  stands for 1 unit.





The  is 5  long.



The  is 9  long.



The  is 5  long.



The  is 10  long.

Self-Assessment ☒



I've got it !



I need more practice.




I'm confused.

EXERCISE 7

Date: _____

Fill in the blanks with “longer” or “shorter”.




The rope is longer than the ribbon.




The lighter is longer than the candle.



The flower is shorter than the twig.



The cucumber is longer than the carrot.



The teaspoon is shorter than the fork.

Self-Assessment ✓



I've got it!



I need more practice.

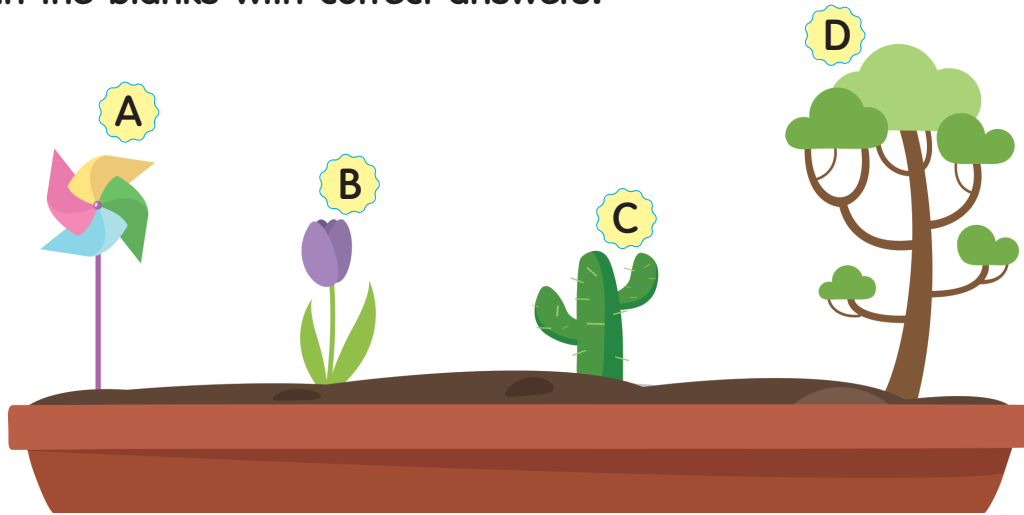


I'm confused.

EXERCISE 8


Date: _____

Fill in the blanks with correct answers.




1. D is the tallest.
2. C is the shortest.
3. B is taller than C but shorter than A .
4. A is shorter than D but taller than B .


Self-Assessment ✓

 ☐


I've got it !

 ☐

I need more practice.

 ☐

I'm confused.




1. A is the longest.
2. C is the shortest.
3. A is longer than B .
4. C is shorter than B .

EXERCISE 9

Date: _____

Look at the picture below carefully. Then, complete the sentences.



A

B

C

D

E

1. **B** is the tallest.

2. **E** is the shortest.

3. **A** and **C** are of the same height.

4. Rearrange the height of these family members from the shortest to the tallest. Fill in the blanks with the correct letters.

E, **C**, **D**, **B**.



Self-Assessment ✓



I've got it!



I need more practice.


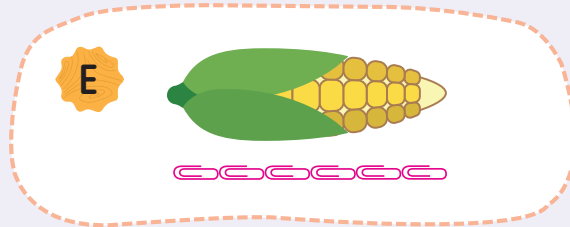
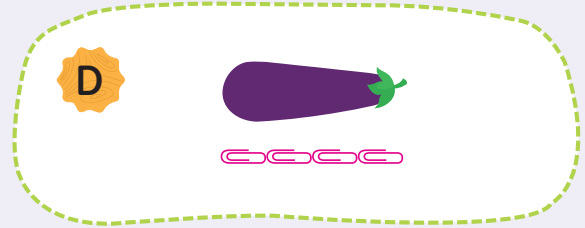

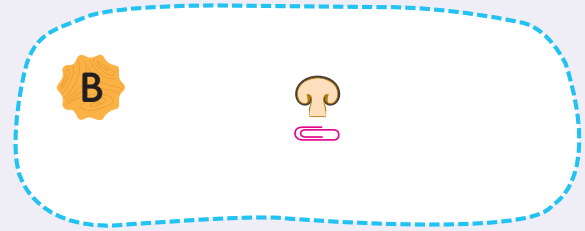



I'm confused.


EXERCISE 10


Date: _____


Look at the pictures below carefully. Then, complete the sentences.



Self-Assessment ☒

 ☐ I've got it !

 ☐ I need more practice.

 ☐ I'm confused.

1. **B** is the shortest.

2. **F** is the longest.

3. **A** and **D** are of the same length.

4. **B** is shorter than **C**.

5. **E** is longer than **D** but shorter than **F**.

EXERCISE II

Date: _____

Fill in the blanks with the correct answers.

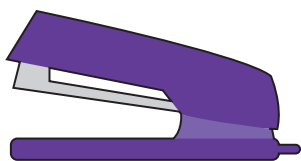
A



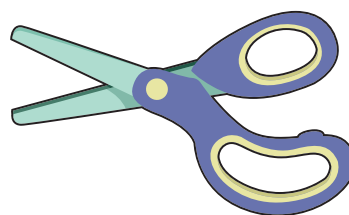
B



C



D



1. **A** is the longest.

2. **C** is the shortest.

3. The length of  is **10** .

4. The length of  is **8** .

5. **B** is longer than **D** but shorter than **A**.

6. **D** is shorter than **B** but longer than **C**.

7. Arrange the four objects in order, from the shortest to the longest.
Fill in the blanks with the correct letters.

C, **D**, **B**, **A**.

Self-Assessment ✓



I've got it!



I need more practice.




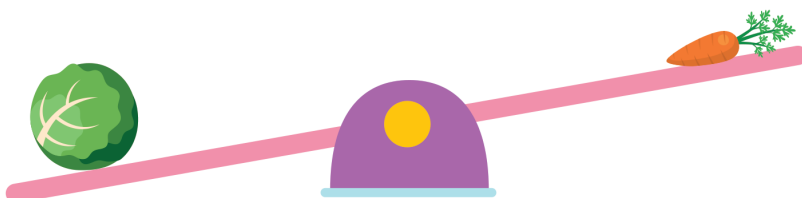




I'm confused.

Mass

EXERCISE I

Date: _____

Compare each group of objects below. Circle the heavier object.



Self-Assessment ☒



I've got it !



I need more practice.



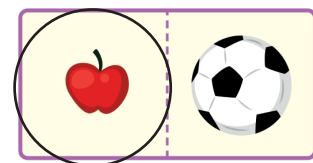







I'm confused.

EXERCISE 2

Date: _____

Compare each group of objects below. Circle the lighter object.



Self-Assessment ✓



I've got it !



I need more practice.

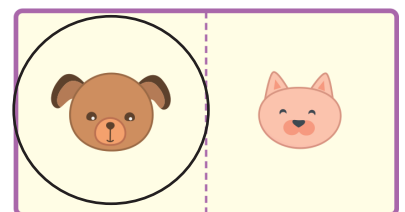









I'm confused.

EXERCISE 3

Date: _____

Look at each of the pictures below. Who is heavier? Circle.



Self-Assessment ✓

☐

I've got it !

☐

I need more practice.





☐

I'm confused.

EXERCISE 4

Date: _____

Look at each of the pictures below. Who is lighter? Circle.



Self-Assessment ☒







I've got it !



I need more practice.






I'm confused.



EXERCISE 5

Date: _____

Look at each group of pictures carefully. Who is the heaviest? Circle.



Self-Assessment ☒



I've got it !



I need more practice.








I'm confused.


EXERCISE 6

Date: _____

Look at each group of pictures carefully. Which is the lightest? Circle.



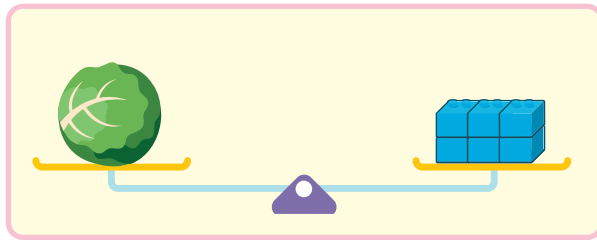
Self-Assessment ☒





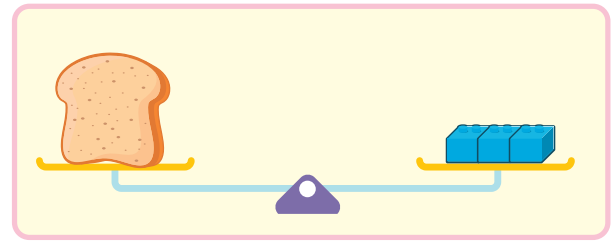
EXERCISE 7



Date: _____

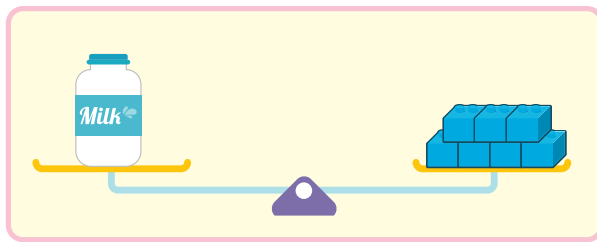
Count. Then, fill in each blank with the correct answer.





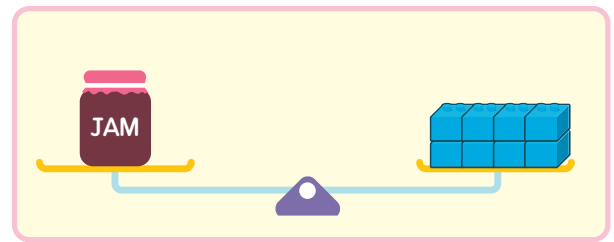
 = 6 





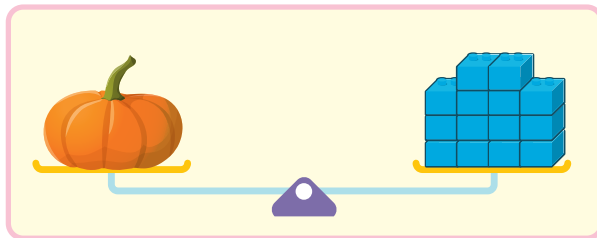
 = 3 



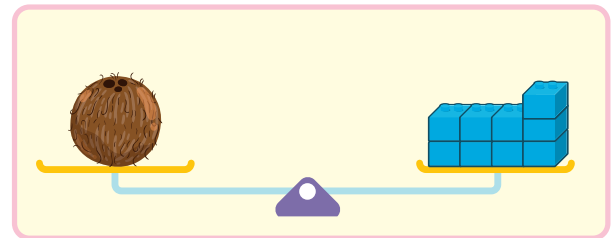
 = 7 




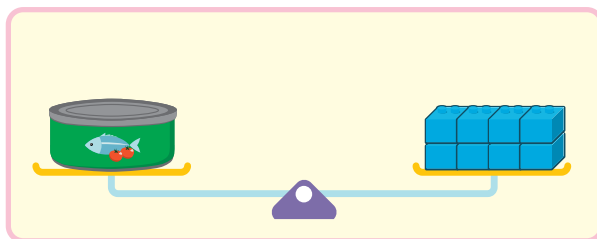
 = 8 



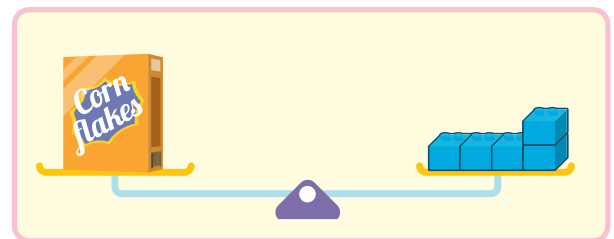
 = 14 





 = 9 



 = 8 



 = 5 

Self-Assessment ☒



I've got it !



I need more practice.




I'm confused.


EXERCISE 8

Date: _____


Fill in the blanks with “lighter” or “heavier”.




1. The teddy bear is heavier than the toy car.




2. The lollipop is heavier than the sweet.



3. The ping pong ball is lighter than the basketball.



4. The strawberry is lighter than the apple.



5. The pen holder is lighter than the school bag.

Self-Assessment ✓



I've got it!



I need more practice.




I'm confused.


EXERCISE 9

Date: _____

Fill in the blanks with the correct answers. Each  stands for 1 unit.




1. The mass of the toy robot is about 7 units.




2. The mass of the rubber duck is about 3 units.


Self-Assessment ☒


☐


I've got it !


☐


I need more practice.


☐


I'm confused.



3. The mass of the beach ball is about 5 units.



4. The mass of the guitar is about 8 units.

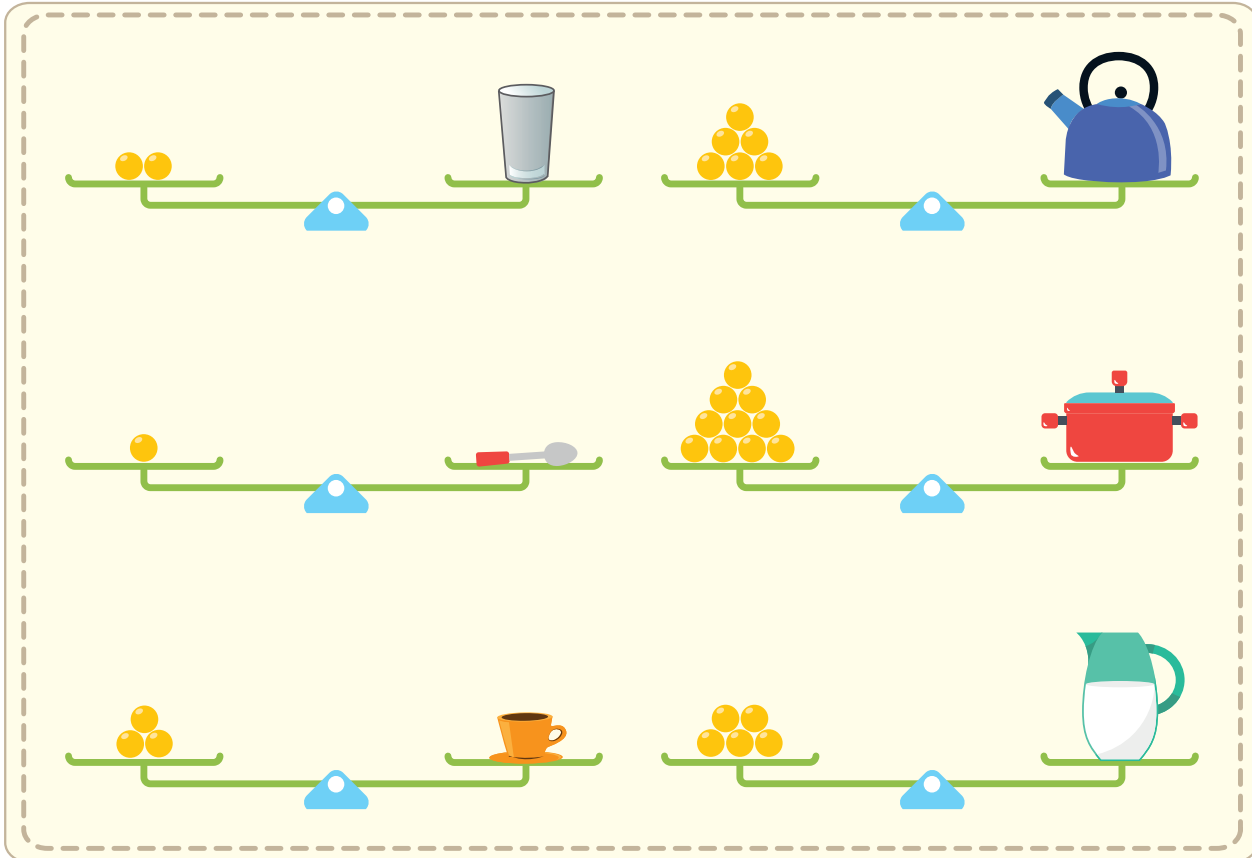





5. The mass of the gift box is about 12 units.




EXERCISE 10




Date: _____




Look at the picture below carefully. Then, complete the sentences.



1. The  is heavier than the  .

2. The  is lighter than the  .

3. The    is the heaviest.

4. The    is the lightest.

5. Arrange the objects in order, from the heaviest to the lightest. Write the numbers 1–6 in the boxes.

					
3	5	6	2	4	1

Self-Assessment ☒



I've got it !



I need more practice.




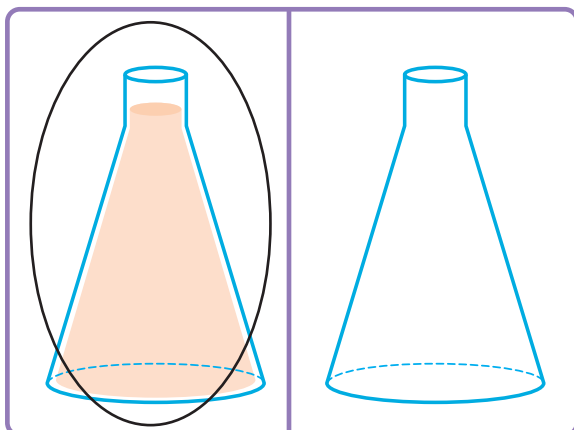
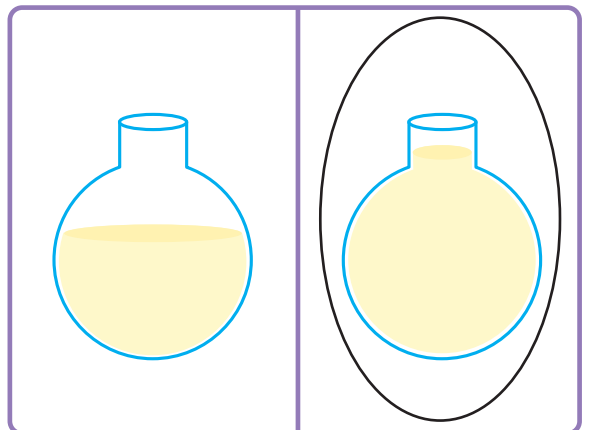


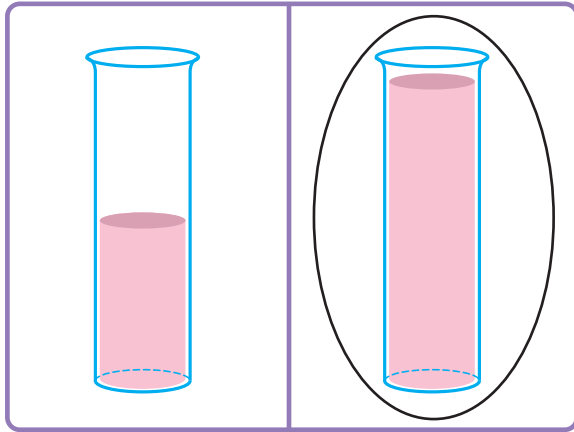
I'm confused.

Volume

EXERCISE I

Date: _____

Circle the container that contains more liquid.



Self-Assessment ☒



I've got it !



I need more practice.




I'm confused.

EXERCISE 2

Date: _____

Fill in the blanks with “more” or “less”.



A



B

A has more water than B.

B has less water than A.



C



D

C has less water than D.

D has more water than C.



E



F

E has more water than F.

F has less water than E.



G



H

G has less water than H.

H has more water than G.



I



J

I has more water than J.

J has less water than I.



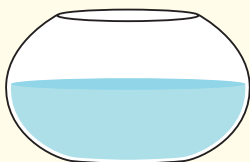
K



L

K has less water than L.

L has more water than K.



M



N

M has more water than N.

N has less water than M.



O



P

O has less water than P.

P has more water than O.

Self-Assessment ✓



I've got it!



I need more practice.

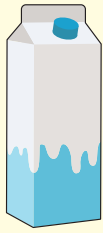



I'm confused.

EXERCISE 3

Date: _____

Fill in the blanks with the correct answers.




The milk in the milk carton fills up 4 .




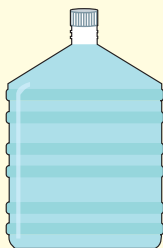
The coffee in the kettle fills up 3 .



The juice in the jug fills up 8 .



The water in the water bottle fills up 12 .



The water in the water barrel fills up 16 .

Self-Assessment ☒



I've got it !



I need more practice.

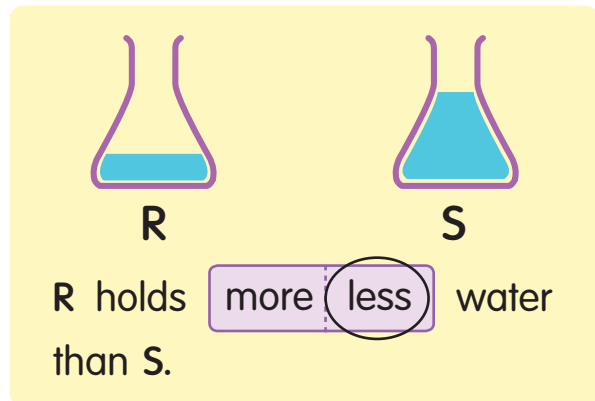
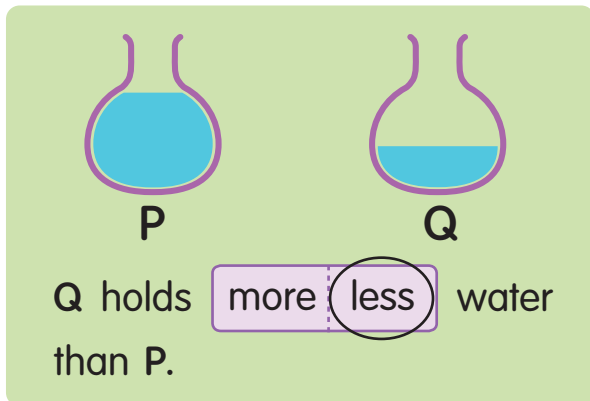
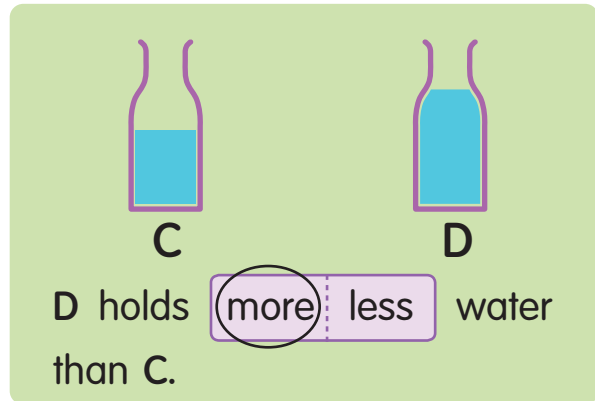
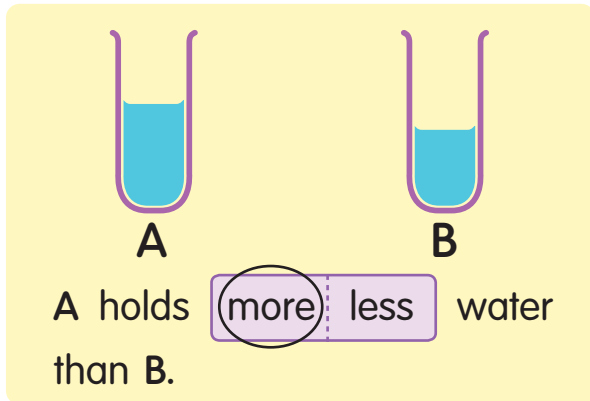


I'm confused.

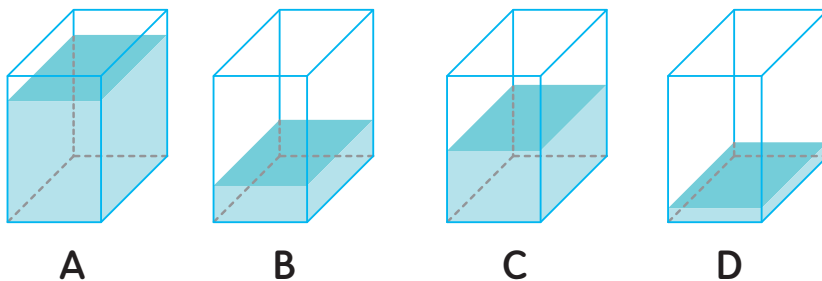
EXERCISE 4

Date: _____

Compare each group of pictures carefully. Then, circle the correct answer.



Complete the sentences.



1. A has more water than C.
2. D has less water than B.
3. Arrange the containers according to the amount of water they each contain, from the least to the most.

D, B, C, A.

Self-Assessment ☒



I've got it!



I need more practice.

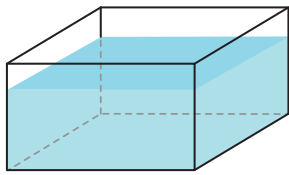


I'm confused.

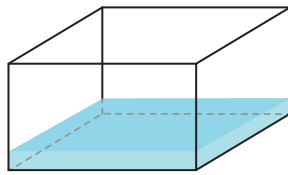
EXERCISE 5

Date: _____

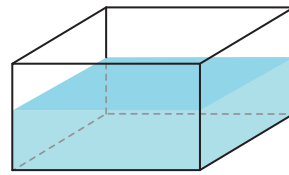
Fill in the blanks with the correct answers.



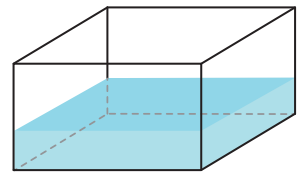
A



B



C



D

1. Container **A** has the most amount of water.

2. Container **B** has the least amount of water.

3. Container **D** has the more water than container **B** but less water than container **C**.

4. Container **C** has less water than container **A** but more water than container **D**.

Self-Assessment ✓




I've got it !




I need more practice.



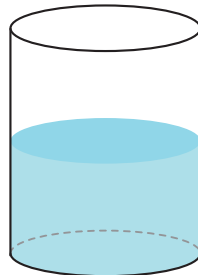
I'm confused.



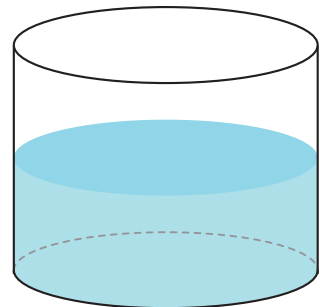
A



B



C



D

1. Container **D** has the most amount of water.

2. Container **B** has the least amount of water.

3. Arrange the four containers of water in order, from the most to the least.

D , **C** , **A** , **B** .